

The Mishkan

~ Mandi-Lisa Toups ~
Proverbs 22:6

- Mishkan cut & paste
- Trace Lines
- Trace Shapes
- Spot the difference
- Size sorting
- Head/Tale puzzle
- Match images
- Graph & Dice / Spinner
- Mishkan booklet
- Ark of the covenant puzzle


For More activities and resources – Proverbs 22:6:

Website: <http://mandilisagibb.wixsite.com/proverbs22-6torah>


Facebook:

<https://www.facebook.com/groups/904632526223651/>


Mishkan Placement





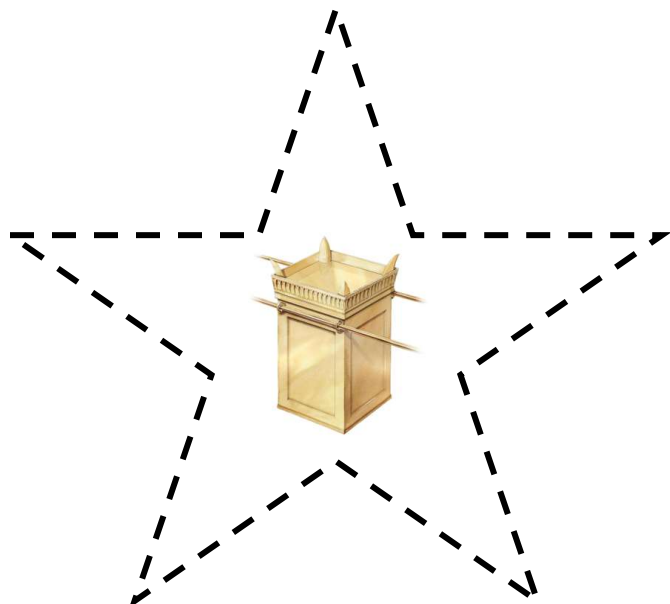

Cut & Paste in the correct place in the Mishkan



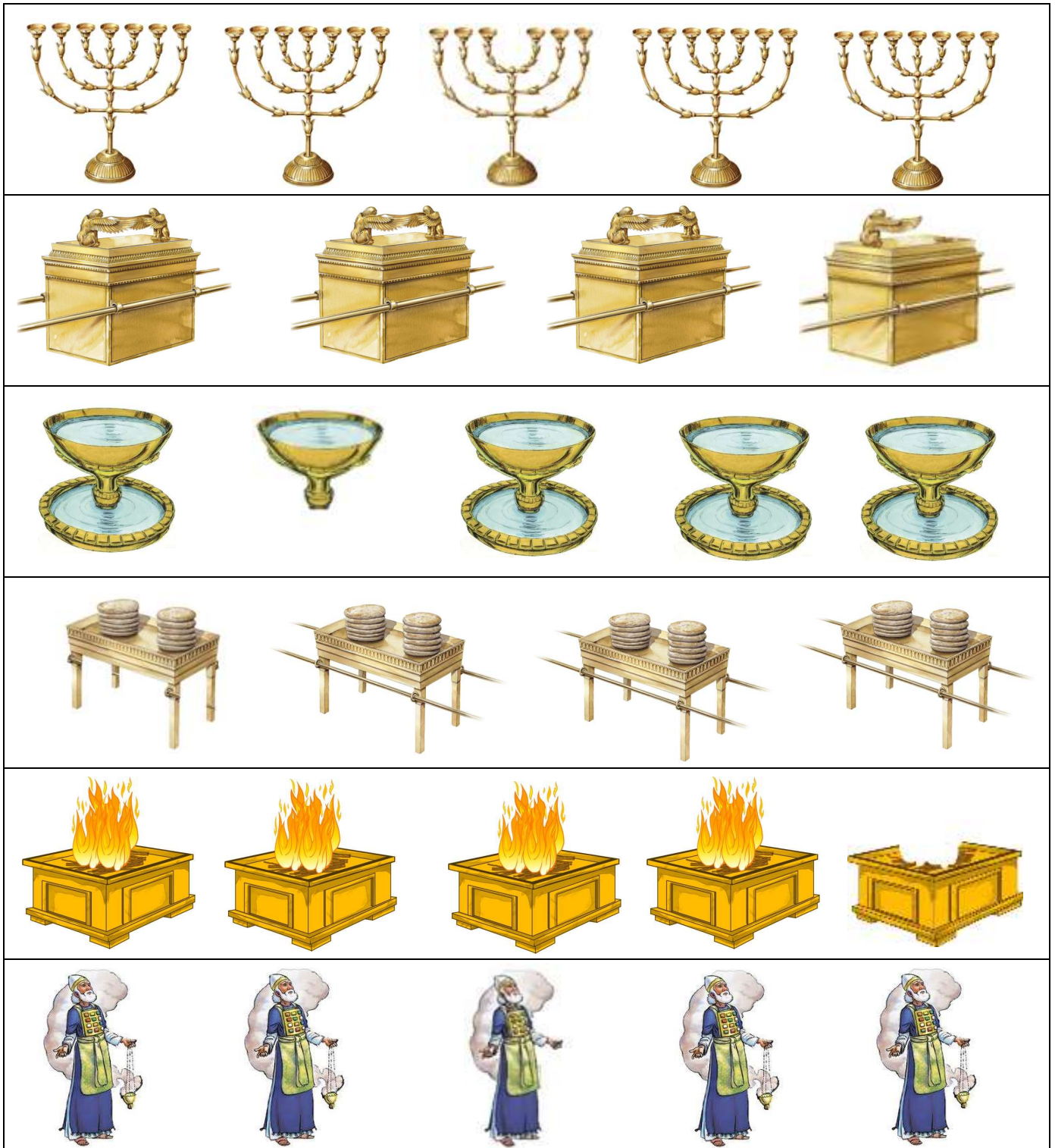
Line Tracing



Shape Tracing



Which one is different







SIZE SORTING


large

medium


small

Size Sorting Cut Outs











Puzzle Matching









Matching ~ Draw a line

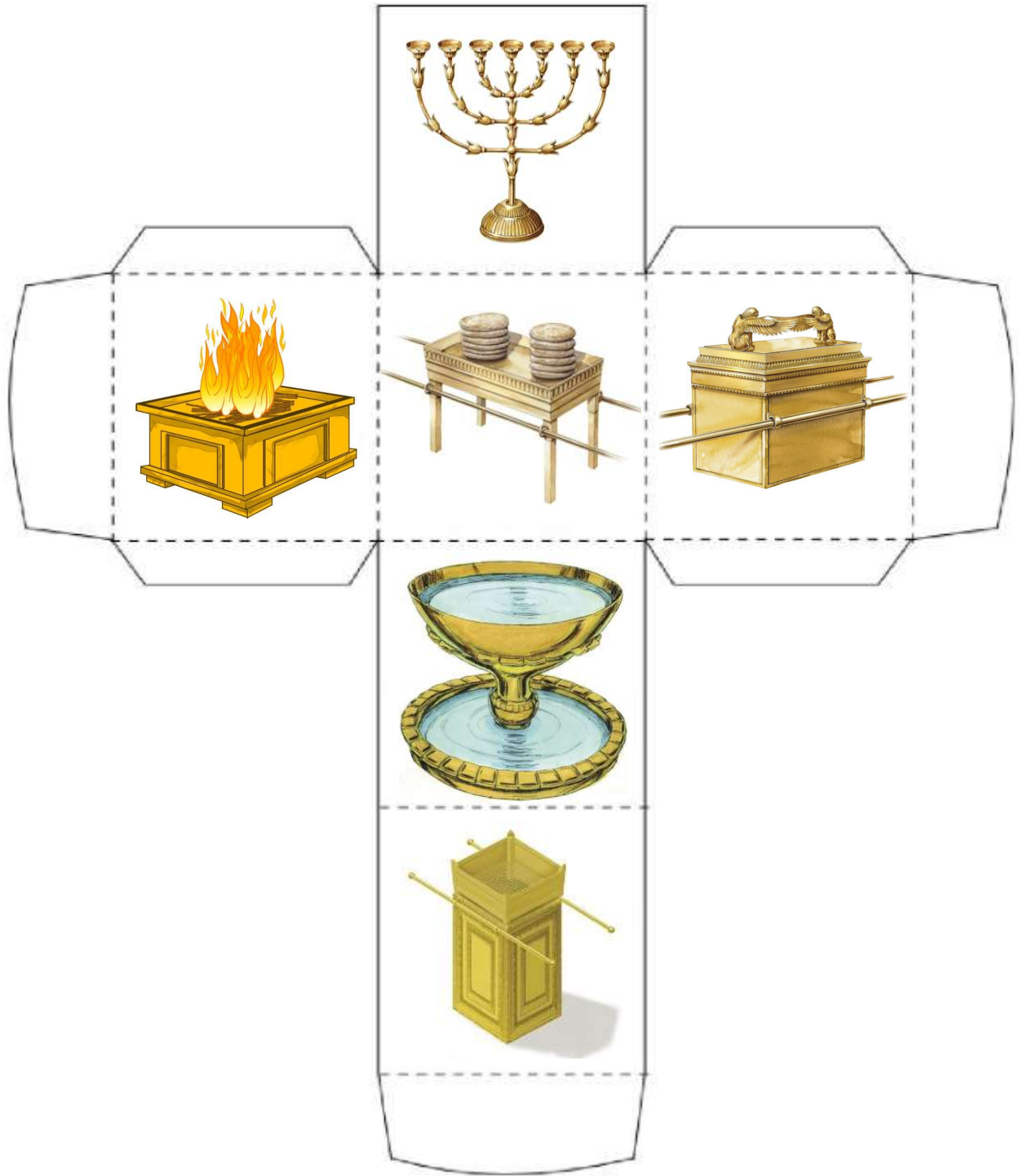


Graph - 1-5


5						
4						
3						
2						
1						
						

10						
9						
8						
7						
6						
5						
4						
3						
2						
1						
						

Cut out the dice template below, fold on the dotted lines and tape/glue together to make dice. Have your child roll the dice and then fill in a square of the graphic that was rolled until one of the colors reaches 10. (or 5 if you use the short graph version)!



Use a spinner as an alternate to the cube if desired. I print mine on cardstock and laminate. Use a metal brad to poke a hole {you may need a scissors or knife to break through at first if laminated}. You can try to use the arrow, possibly with a bead/washer to help it spin. I prefer to rig up a paperclip hooked to a metal brad as the actual spinner. You just have to play around with it to see what will work for you!



The Mishkan



Adonai can be anywhere and everywhere. He wanted to dwell in the midst of His people

staple here
Mishkan

משכן

The Mishkan reveals the
Messiah's face.

The Mouth - Brazen alt
The Eyes - The Menorah
shining on the Shewbread &
the Shewbread looking back .

The Nose - The alter of
incense

The Heart / brain - The Ark
of the covenant

The Limbs - Levites / Priests



Brazen

Alter

Bronze

Laver



Bread of the

Presence



Menorah

Alter of

incense





Ark of the
Covenant

Commandments

&

Aarons Rod



High Priest /
Priests



Levites /
First born



Puzzle - Ark of Covenant

